

## Technoetic Arts Submission Guidelines

### Scope of the Journal

This peer-reviewed journal presents the cutting edge of ideas, projects and practices arising from the confluence of art, science, technology and consciousness research. It documents accounts of transdisciplinary research, collaboration and innovation in the design, theory and production of new systems and structures for life in the twenty-first century, while inviting a re-evaluation of older world-views, esoteric knowledge and arcane cultural practices. Artificial life, the promise of nanotechnology, the ecology of mixed reality environments, the reach of telematic media and the effect generally of a post-biological culture on human values and identity, are issues central to the journal's focus. All articles submitted should be original work and must not be under consideration by other publications.

### Article Submission for Peer Review

Articles should be in OpenOffice, Microsoft Word (DOC or DOCX), or RTF document file format. You will be asked to register with JAWS system.

<https://callisto.newgen.co/intellect/index.php/ta/user/register>

### Language

- The journal uses standard British English. The Editor reserves the right to alter usage to these ends. E.g.: Use 'ize' endings instead of 'ise'. See *Intellect Style Guide for Preferred Spellings*.
- Because of the interdisciplinary nature of readership, jargon is to be avoided. Simple sentence structures are of great benefit to readers for whom English is a second language.
- Acronyms and abbreviations should be avoided unless the term or institution is introduced earlier in the text. See *Intellect House Style Guide Abbreviations*.

### Length

Contributions should be between 5,000 and 7,500 words including Abstract, Notes, References and Author's Note. Guest edited and Special issues may have different length requirements.

### Format (see template)

- Margins should be 2.54 cm / 1 inch all round.
- Continuous pagination.
- Single-spaced text.
- Font family Times New Roman
- Font size 12-point
- Titles, Headings in Bold (not in quote marks)
- Foreign words and phrases inserted in the text should be italicized.
- Underlining only for URL addresses.
- Images, illustrations, maps, graphs and tables should be acknowledged in the text and placed centered in the page within the context of the text, rather than at the end.

## Author(s) Note | TO BE SUBMITTED ONLY AFTER PAPER IS REVIEWED

A biographical note on the author(s) must be provided. This includes author's full name, credentials, institutional affiliation and address. It should not exceed 150 words.

## Abstract

An abstract must be embedded in the submission document but also be provided separate from the article when you submit your contribution for review using the JAWS System. The abstract should not exceed 200 words in length and should concentrate on the significant findings. Apart from its value for abstracting services, it should also make a case for the article to be read by someone from a quite different discipline.

## Keywords

Keywords must be embedded in the submission document as well as provided separate from the article when you submit your contribution for review using the JAWS System. Provision of up to six keywords is much appreciated by indexing and abstracting services.

## Notes

- Notes should be added at the end of the article and follow a numerical sequence.
- These should be kept to a minimum (not normally more than twelve) and be identified by a superscript numeral in the text.
- Please avoid the use of automatic footnote programmes; simply append the footnotes to the end of the article.

## Bibliographical References

Only bibliographical references mentioned in the article should appear in the References.

- We use the Harvard system for bibliographical references.
- The heading should be 'References'.
- List the items alphabetically by the author surname.
- Bibliographical references must adhere to the following models:  
Books: author's last and first name (separated by comma), title (*italics*), place of publication, publisher, year, and page reference. See template for more examples.

## Quotations

- Since we use the Harvard system for bibliographical references all quotations must be followed by the last name of the author, the date of the publication, and the pagination. E.g.: (Smith 1995: 254)
- Quotations within paragraphs should be used sparingly and should be identified by single quotation marks with closing marks preceding the reference. E.g.: Addressing the "lover's Mormon mother" (Kushner 2003: 101) is an attempt to exemplify the situation.
- Paragraph quotations must be indented left by 2.54 cm / 1 inch with an additional one-line space above and below and without quotes.

- Punctuation should follow the last bracket that identifies the reference whether a quotation is within the text or shown as a separate indented quotation (E.g. below).  
     Prior reveals the folly of the situation when he states '[t]his is my ex-lover's [Louis'] lover's Mormon mother' (Kushner 2003: 101).
- PLEASE DO NOT use '(ibid.)'.
- Your references refer the reader to a bibliography at the end of the article. The heading should be 'References'.

## Images

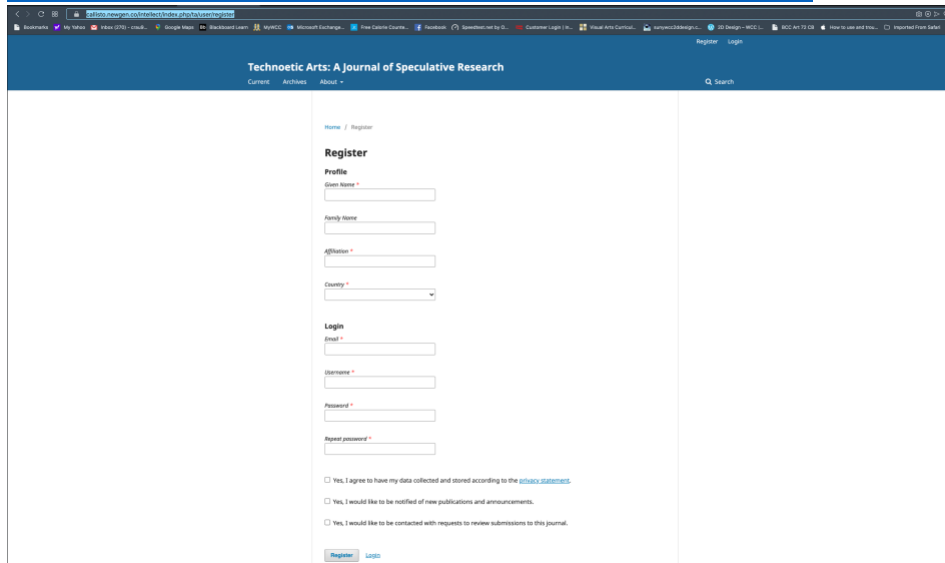
Images, photographs, illustrations, graphs, diagrams, maps etc. are welcome.

- Resolution should be of at least 300 dpi.
- Images should be in Grayscale mode.
- Images in article for peer-review:  
     All images should be embedded in the article as JPG or PNG and follow the captions guidelines below.
- Images for final submission:
  - Final images should be Grayscale at 300 dpi in TIFF or EPS.
  - Final images should be shared with the Editors independently of the article, not embedded into the final text itself.
  - The files should be clearly labelled and an indication given as to where they should be placed in the text. Location to upload the final images will be shared once the article is reviewed and approved.
- The number of images in the article should not exceed half the length of the word count in pages. E.g.: If written article spreads through 10 pages, there should not be more than five (5) pages with images.
- All images, illustrations, photographs, diagrams, maps, etc. should follow the same numerical sequence and be shown as Figure 1, Figure 2, etc. The source has to be indicated below.
- Copyright clearance should be indicated by the contributor and is always the responsibility of the contributor. Their place in the text should be clearly indicated.
- Images should always be accompanied by a suitable caption
- The following is the agreed style for captions:  
     Figure 1: Artist Full Name, *Title of Artwork*, Year. Medium. Dimensions. Location.  
     Courtesy of John da Silva.
- Use of Courtesy of or © should be consistent for the different Copyright holder information.
- Please note the colon after the number and the terminating full point, even if the caption is not a full sentence.
- Copyright clearance should be indicated by the contributor and is always the responsibility of the contributor.

## Submission Process for Peer Review

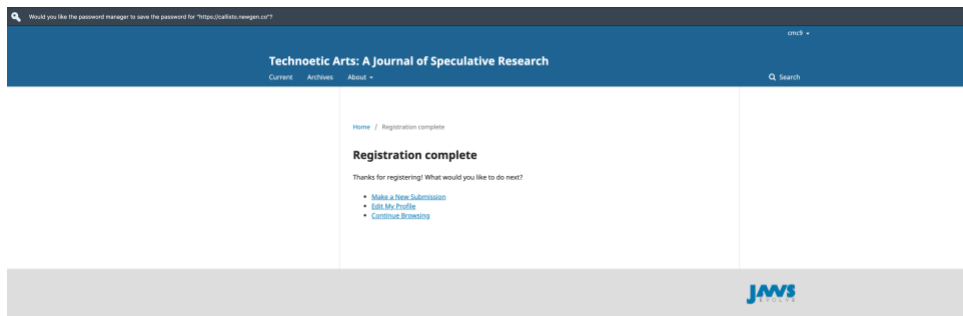
1. Register with the Intellect's Technoetic Arts Journal JAWS system.

<https://callisto.newgen.co/intellect/index.php/ta/user/register>



The screenshot shows the registration page for Technoetic Arts: A Journal of Speculative Research. The page has a dark blue header with the journal title and navigation links for 'Current', 'Archives', and 'About'. A search bar is located in the top right. The main content area is white and contains a 'Register' form. The form is divided into two sections: 'Profile' and 'Login'. The 'Profile' section includes fields for 'Given Name', 'Family Name', 'Affiliation', and 'Country'. The 'Login' section includes fields for 'Email', 'Username', 'Password', and 'Repeat password'. Below the form, there are three checkboxes for terms and conditions, each with a link to the relevant document. At the bottom of the form, there are 'Register' and 'Login' buttons.

2. Make a New Submission



3. Start your article submission. In Section choose Article. Make sure you followed the requirements for submission

**Submit an Article**

1. Start 2. Upload Submission 3. Enter Metadata 4. Confirmation 5. Next Steps

**Section**  
Article  
Articles must be submitted to one of the journal's sections. \*

**Section Policy**  
Section default policy

**Submission Requirements**  
You must read and acknowledge that you've completed the requirements below before proceeding.

- The submission has not been previously published, nor is it before another journal for consideration (or an explanation has been provided in Comments to the Editor).
- The submission file is in OpenOffice, Microsoft Word, or RTF document file format.
- Where available, URLs for the references have been provided.
- The text is single-spaced; uses a 12-point font; employs italics, rather than underlining (except with URL addresses); and all illustrations, figures, and tables are placed within the text at the appropriate points, rather than at the end.
- The text adheres to the stylistic and bibliographic requirements outlined in the Author Guidelines.

**Comments for the Editor**

**Corresponding Contact \***

- Yes, I would like to be contacted about this submission.
- Yes, I agree to have my data collected and stored according to the [privacy statement](#).

Save and continue Cancel

\* Denotes required field

4. Make sure you addressed and checked all the items required. Save and continue.

**Submit an Article**

1. Start 2. Upload Submission 3. Enter Metadata 4. Confirmation 5. Next Steps

**Section**  
Article  
Articles must be submitted to one of the journal's sections. \*

**Section Policy**  
Section default policy

**Submission Requirements**  
You must read and acknowledge that you've completed the requirements below before proceeding.

- The submission has not been previously published, nor is it before another journal for consideration (or an explanation has been provided in Comments to the Editor).
- The submission file is in OpenOffice, Microsoft Word, or RTF document file format.
- Where available, URLs for the references have been provided.
- The text is single-spaced; uses a 12-point font; employs italics, rather than underlining (except with URL addresses); and all illustrations, figures, and tables are placed within the text at the appropriate points, rather than at the end.
- The text adheres to the stylistic and bibliographic requirements outlined in the Author Guidelines.

**Comments for the Editor**

This is a test

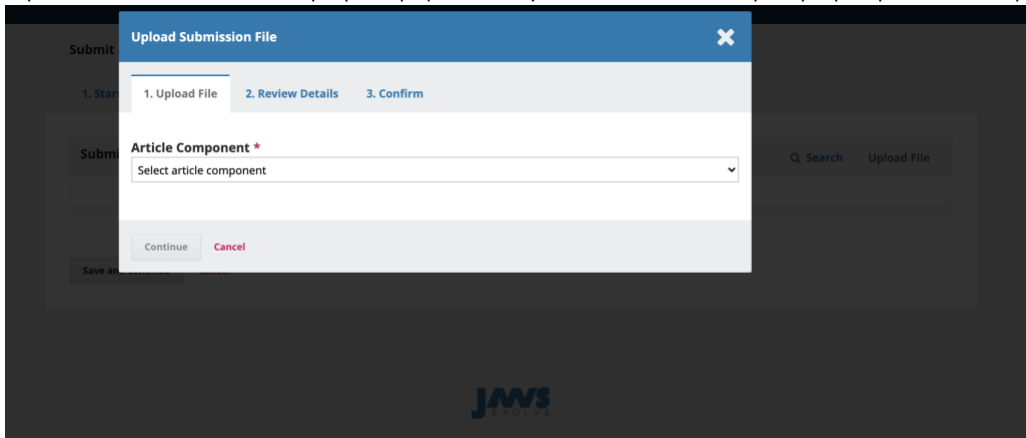
**Corresponding Contact \***

- Yes, I agree to have my data collected and stored according to the [privacy statement](#).

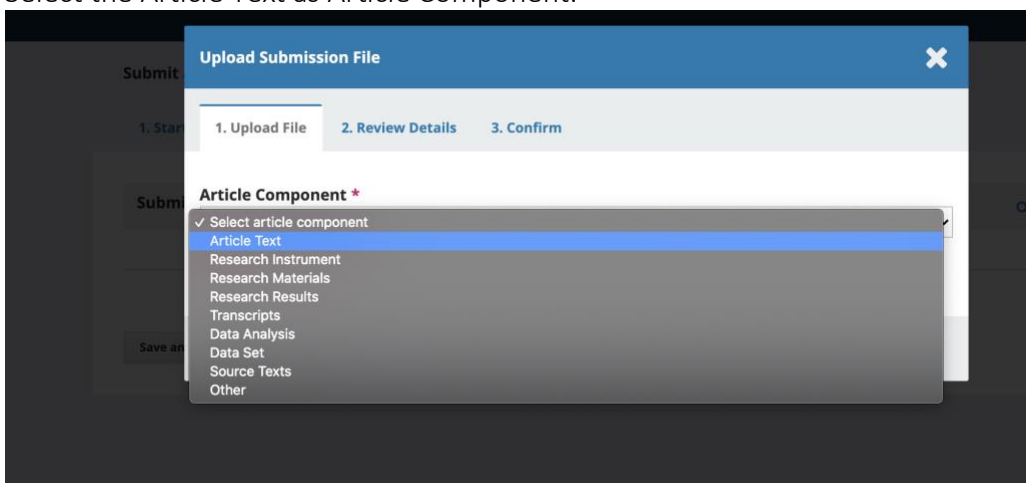
Save and continue Cancel

\* Denotes required field

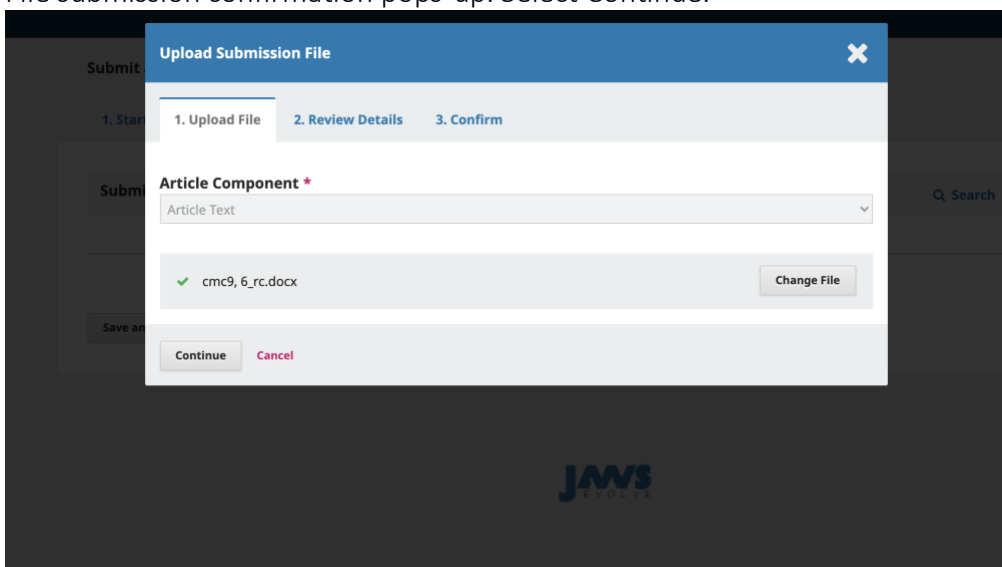
5. Upload Submission File pops-up (ensure you browser accepts pup-up windows).



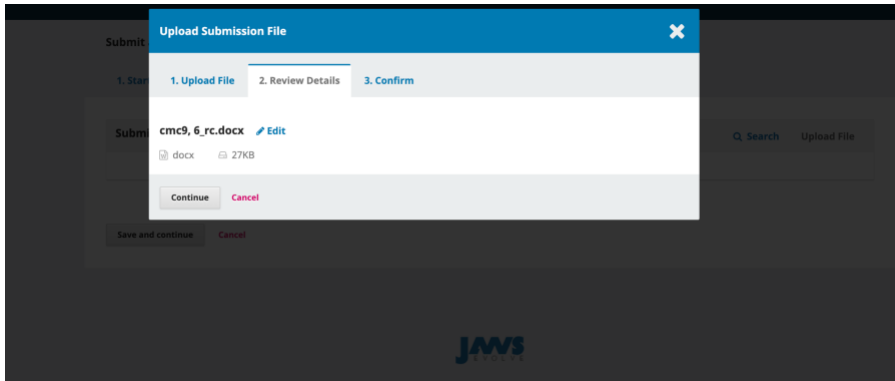
6. Select the Article Text as Article Component.



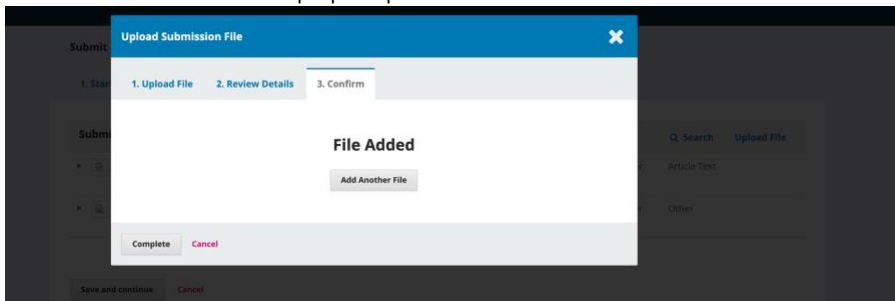
7. File submission confirmation pops-up. Select Continue.



8. Review Details pop-up screen appears. You can select Edit to reupload the file. Select Continue.

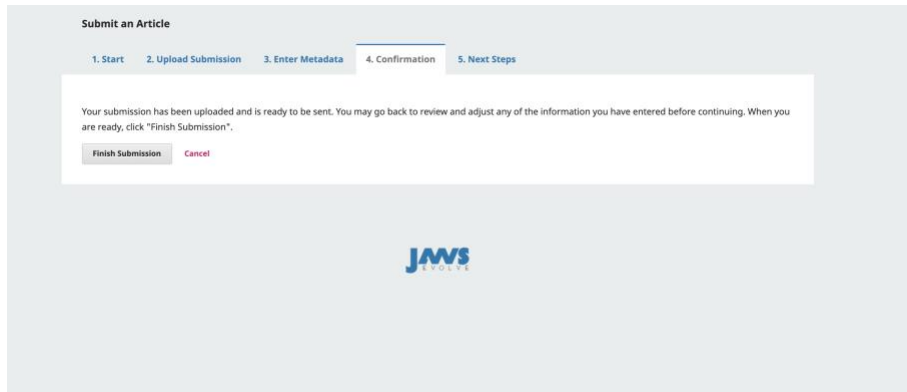


9. A confirmation screen pops-up.

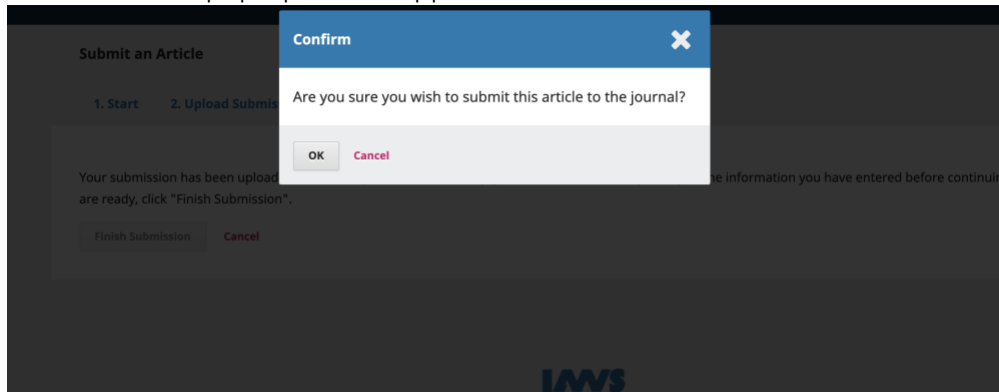


10. Complete the article's Title, Abstract and Keywords (up to 6). Save and Continue.

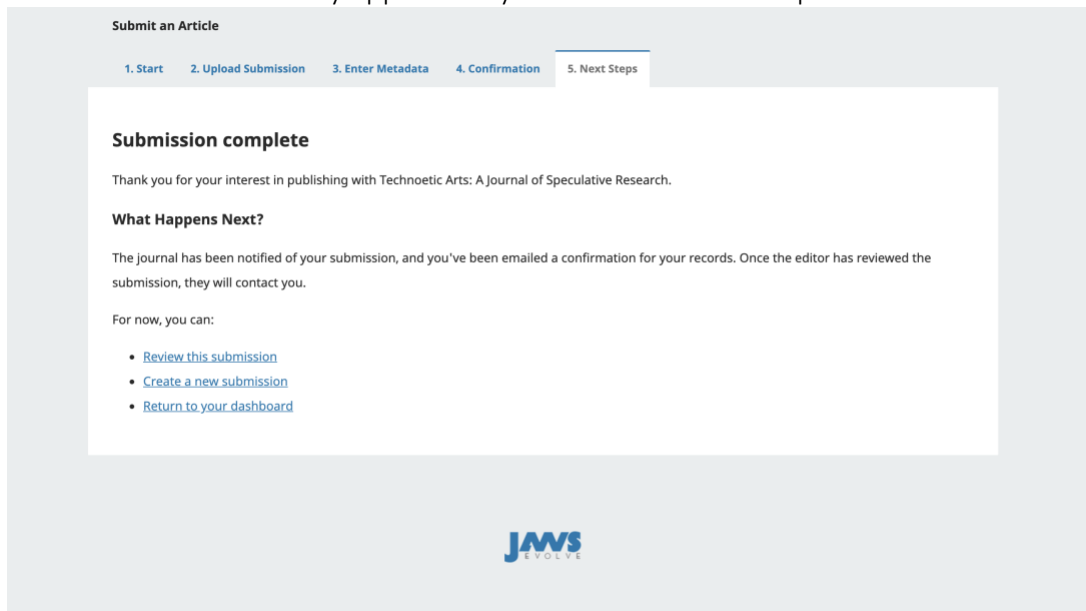
## 11. Finish Submission



## 12. A confirmation pop-up screen appears. Select OK.



## 13. A Submission Complete screen appears and editors receives your submission. Note that an email error screen may appear but your submission is completed.





14. You can login to Intellect's Technoetic Arts Journal JAWS system at any time to review your submission process

<https://callisto.newgen.co/intellect/index.php/ta/user/>